

Miniature Power PCB RY II & RY II reflow solderable

- 1 pole 8 A, 1 CO or 1 NO or 1 NC contact
- Low component height 12.3 mm
- 5 kV / 8 mm coil-contact
- Reinforced insulation (protection class II)
- Pinnings: 3.2 and 5 mm
- Reflow-solderable version
- Sockets with PCB-type terminals
- Especially suitable for resistive and inductive loads on NO and NC contacts
- Plastic materials according to IEC60335-1 (domestic appliances, not in reflow-solderable version)



F0142-E

Applications: heating control, interface technology, domestic appliances, timers, temperature control

Approvals

VDE REG.-Nr. 5358, **us** E214025
 Technical data of approved types on request

Contact data

Contact configuration	1 CO or 1NO or 1NC
Contact set	single contact
Type of interruption	micro disconnection
Rated voltage / max. switching voltage AC	250 / 400 VAC
Rated current	8 A
Maximum breaking capacity AC	2000 VA
Contact material	AgNi0.15, AgSnO ₂
Rated frequency of operation with / without load	6 / 1200 min ⁻¹
Operate- / release time	max. 9 / 5 ms
Bounce time NO / NC contact	max. 6 / 10 ms

Contact ratings

Type	Contact	Load	Ambient temp. [°C]	Cycles
IEC 61810				
RY531	NO	8 A, 250 VAC	70°C	100x10 ³
RY211	NO	8 A, 250 VAC	70°C	75x10 ³
RY211	NC	8 A, 250 VAC	70°C	50x10 ³
UL 508				
RY211	NO / NC	10 A, 250 VAC, general purpose	70°C	30x10 ³
RY211	NO	1/2 hp, 240 VAC	85°C	30x10 ³
RY211	NO / NC	B300	70°C	6x10 ³
EN60730-1				
RY211	NO / NC	6(4)A, 250 VAC	85°C	100x10 ³
RY211	NO	8(4)A, 250 VAC	75°C	100x10 ³

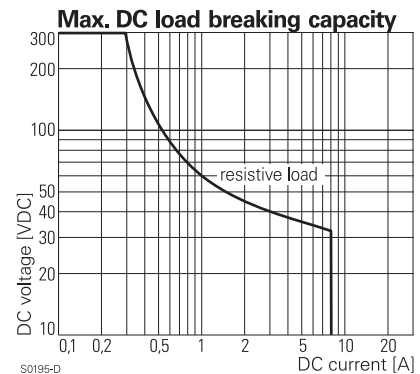
Coil data

Rated coil voltage range DC coil	5...60 VDC
Operative range to IEC 61810	2

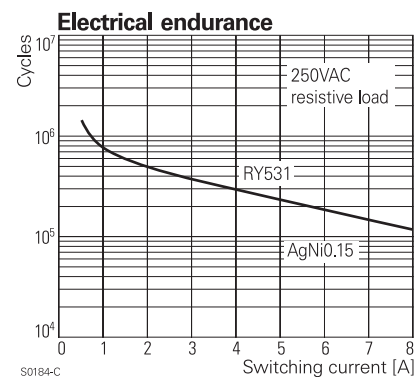
Coil versions, DC-coil

Coil code	Rated voltage VDC	Operate voltage VDC	Release voltage VDC	Coil resistance Ohm	Rated coil power mW
005	5	3.5	0.5	112±10%	223
006	6	4.2	0.6	162±10%	222
009	9	6.3	0.9	320±10%	253
012	12	8.4	1.2	627±10%	230
024	24	16.8	2.4	2350±10%	245
048	48	33.6	4.8	9391±10%	245
060	60	42.0	6.0	14000±10%	257

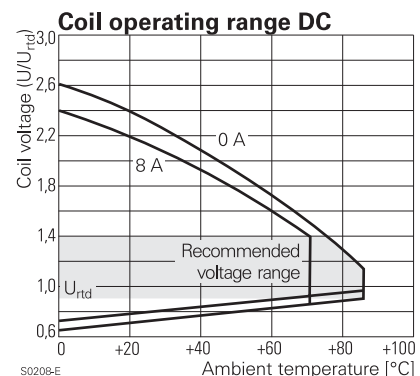
All figures are given for coil without preenergization, at ambient temperature +23°C
 Other coil voltages on request



S0195-D



S0184-C



S0208-E

Miniature Power PCB RY II & RY II reflow solderable (Continued)

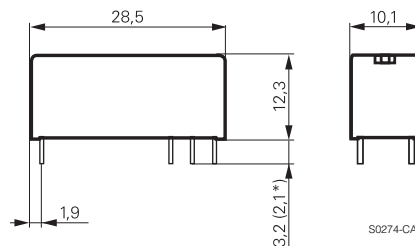
Insulation	CO contact	NO contact
Dielectric strength coil-contact circuit		5000 V _{eff}
open contact circuit		1000 V _{eff}
Clearance / creepage coil-contact circuit		≥ 8 / 8 mm
Material group of insulation parts		IIIa
Tracking index of relay base		PTI250, PTI 175*
Insulation to IEC 61810-1		
Type of insulation coil-contact circuit		reinforced
open contact circuit		micro disconnection
Rated insulation voltage	250 V	250 V
Pollution degree	3	2
Rated voltage system	230 V	230 / 400 V
V		3
Overvoltage category	III	III

Other data	
Mechanical endurance	30x10 ⁶ cycles
Material	
RoHS - Directive 2002/95/EC	compliant as per product date code 0403
Resistance to heat and fire	according EN60335, par.30**
Environment	
Ambient temperature range	-40...+70°C
Ambient temperature max.	85°C at 6A
Vibration resistance (function) NO / NC contact	20 / 5 g
Shock resistance (function) NO / NC contact	20 / 5 g
Shock resistance (destruction)	100 g
Category of protection	RTII - flux proof, RTIII - wash tight**
Processing	
Mounting	pcb
Mounting position	any
Minimum mounting distance	≥ 0 mm
Soldering heat resistance flux proof version	270°C / 10 s
wash tight version	260°C / 5 s
Relay weight	8 g
Packaging unit, standard version	20 / 500 pcs
reflow version	1120 pcs

Accessoires	
For technical details see datasheet	Accessoires RYII
* reflow-solderable version	
** not as reflow-solderable version	

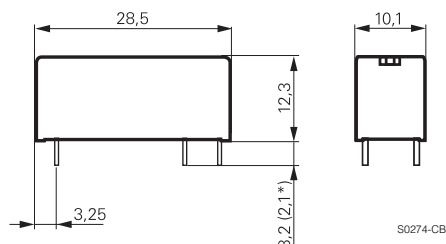
Dimensions

Pinning 3.2 mm



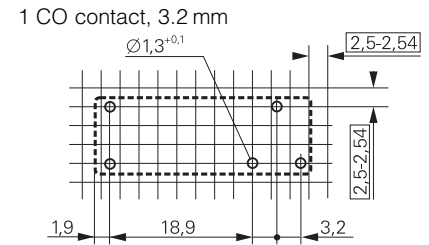
S0274-CA

Pinning 5 mm

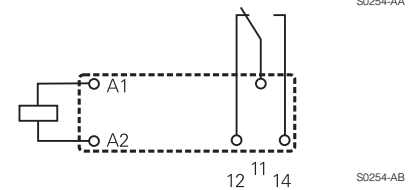


S0274-CB

PCB layout / terminal assignment
Bottom view on solder pins

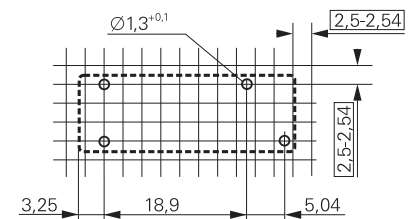


S0254-AA

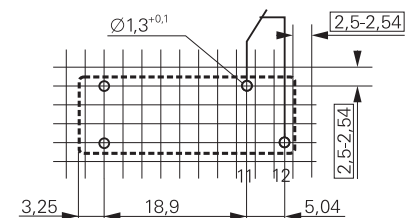


S0254-AB

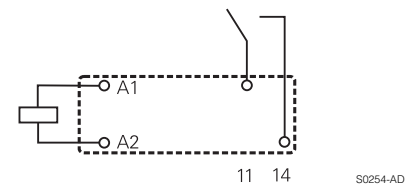
1 NO, 1 NC contact 5 mm



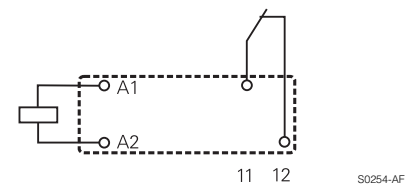
S0254-AC



S0254-AE



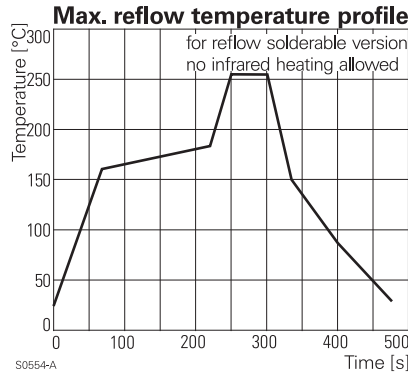
S0254-AD



S0254-AF

Miniature Power PCB RY II & RY II reflow solderable (Continued)

Soldering profile for reflow-solderable version



Product key	Typical product key					RY	6	1	1	012
Type	RY Miniature Power PCB Relay RY II & RY II reflow-solderable									
Version	2 pinning 3.2 mm, flux proof		6 pinning 3.2 mm, wash tight **)							
	5 pinning 5 mm, flux proof		A pinning 5 mm, wash tight **)							
Contact configuration	1 1 CO contact (1 form C), pinning 3.2 mm		3 1 NO contact (1 form A), pinning 5 mm							
			5 1 NC contact (1 form B), pinning 5 mm							
Contact material	1 AgNi 0.15		2 AgNi 0.15 gold plated							
	3 AgSnO ₂									
Coil	Coil code: please refer to coil versions table									
Version										
	Blank standard version									
	R reflow-solderable									

**) not as reflow-solderable version
Other types on request

Miniature Power PCB RY II & RY II reflow solderable (Continued)

Product key	Version	Contacts	Contact material	Coil	Part number			
RY211005	pinning 3.2 mm flux proof	1 CO contact	AgNi 0.15	5 VDC	4-1393224-2			
RY211012				12 VDC	4-1393224-6			
RY211024				24 VDC	4-1393224-9			
RY211048				48 VDC	5-1393224-1			
RY212005			AgNi 0.15 gold plated	5 VDC	5-1393224-2			
RY212012				12 VDC	5-1393224-5			
RY212024				24 VDC	5-1393224-8			
RY212048				48 VDC	5-1393224-9			
RY213005			AgSnO ₂	5 VDC	6-1393224-0			
RY213012				12 VDC	6-1393224-1			
RY213024				24 VDC	6-1393224-2			
RY213048				48 VDC	6-1393224-3			
RY531005	pinning 5 mm flux proof	1 NO contact	AgNi 0.15	5 VDC	7-1393224-6			
RY531012				12 VDC	7-1393224-9			
RY531024				24 VDC	8-1393224-2			
RY531048				48 VDC	8-1393224-3			
RY532012			AgNi 0.15 gold plated	12 VDC	8-1393224-4			
RY532024				24 VDC	8-1393224-5			
RY533012				12 VDC	8-1393224-8			
RY533024				24 VDC	8-1393224-9			
RY533048				48 VDC	9-1393224-0			
RY611005				pinning 3.2 mm wash tight	1 CO contact	AgNi 0.15	5 VDC	1-1393225-7
RY611012							12 VDC	1-1393225-9
RY611024							24 VDC	2-1393225-1
RY611048	48 VDC	2-1393225-2						
RY612005			AgNi 0.15 gold plated	5 VDC	2-1393225-3			
RY612012				12 VDC	2-1393225-6			
RY612024				24 VDC	2-1393225-9			
RY612048				48 VDC	3-1393225-0			
RY613005			AgSnO ₂	5 VDC	5-1419136-2			
RY613012				12 VDC	3-1393225-1			
RY613024				24 VDC	3-1393225-3			
RY613048				48 VDC	3-1393225-4			
RYA31005	pinning 5 mm wash tight	1 NO contact	AgNi 0.15	5 VDC	1393224-7			
RYA31012				12 VDC	1393224-9			
RYA31024				24 VDC	1-1393224-2			
RYA31048				48 VDC	1-1393224-3			
RYA32005			AgNi 0.15 gold plated	5 VDC	1-1393224-4			
RYA32012				12 VDC	1-1393224-6			
RYA32024				24 VDC	1-1393224-8			
RYA33005				5 VDC	1-1393224-9			
RYA33024			AgSnO ₂	5 VDC	1-1393224-9			
				24 VDC	2-1393224-1			